



5 Meter Reel

300 Series Indoor Strip

**3 YEAR
WARRANTY**

5 METER REEL, 5050 SMD, 3M VHB Adhesive

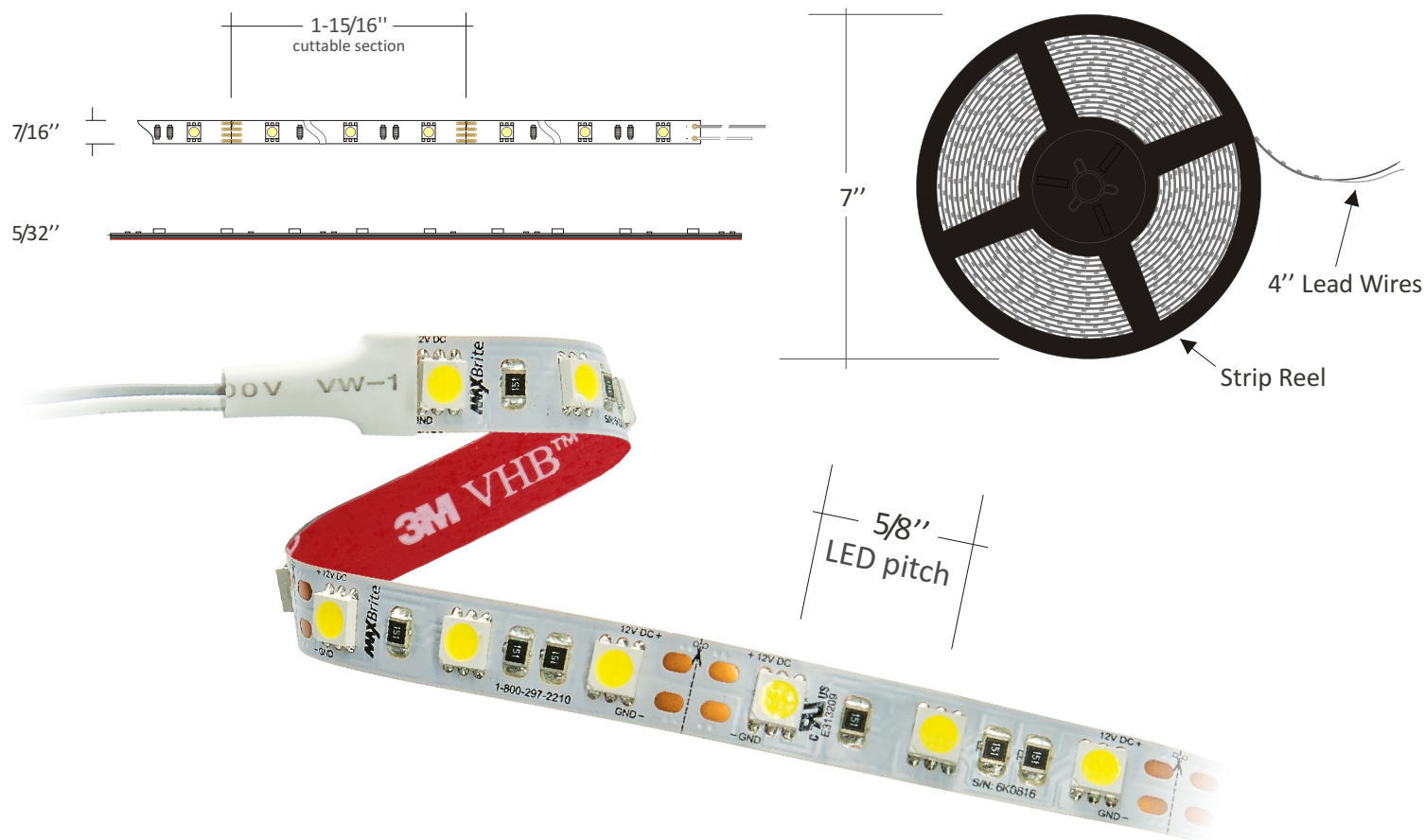
- ◆ High Quality LED Light Source (5050 SMD Tri-Die Technology Ultra Bright)
- ◆ Superior Color Temperature Pure White 7000K
- ◆ Flexible Compact Strip with 3M VHB self-adhesive backing
- ◆ For indoor use only
- ◆ 50,000 hours lifespan
- ◆ Cutable Segment of 3 LEDs



UL US IP24 CE FC RoHS



STRIP DIMENSIONS



TECHNICAL DATA

CCT (Kelvin)	Pure White 7000K	Operating Temperature	-4° to 140°F
Lumen Flux (lm)	378lm per foot (21lm per LED)	Storage Temperature	-40° to 185°F
Operating Voltage	12V DC	Rating	IP24 Class 2 (dry location)
Consumption	72 Watt per Reel (4.32W/ft., 0.24W/LED)	Case Housing	Flexible PVC
Working Current	6.00A per Reel (0.36A/ft., 0.02A/LED)	Application Method	3M VHB #5952 (self-adhesive backing)
LED Lamp	5050 3-Chip	Wire Connection	24AWG
LED Quantity	300 per Reel (18/ft., 3/section)	Dimensions	197" x 7/16" x 5/32" (L x W x H)
Wave Length	120°	Weight	16 oz.

*CRI (Color Rendering Index) for white product types is 70 / *Luminous Flux measuring equipment is CAS140B

*Viewing angle is the off axis angle from lamp centerline where the luminous intensity is half of the peak value / *CCT 5% tester tolerance

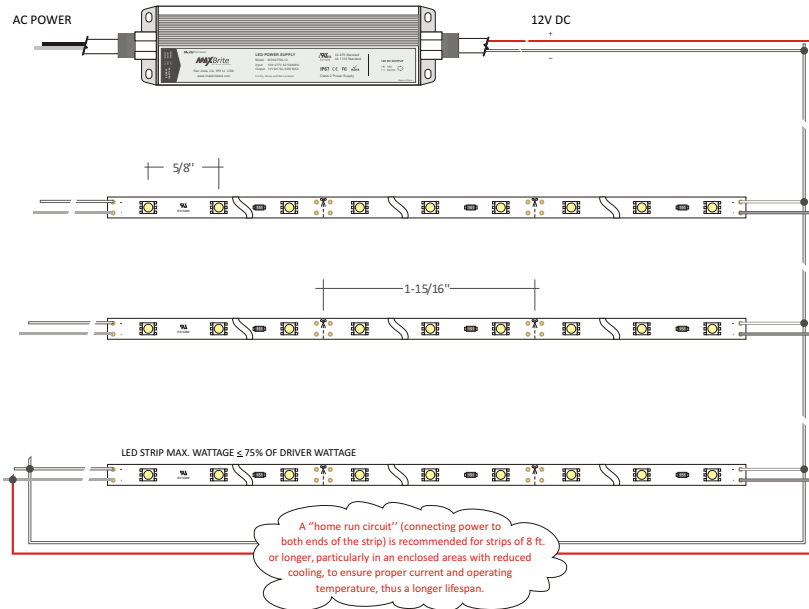
*Dominant wavelength is derived from the CIE 1931 Chromaticity diagram and represents the perceived color

*Color temperature for white is strictly controlled by bin rank system and it consists of three ranks which should not be used simultaneously.



MAXBrite®

WIRING DIAGRAM

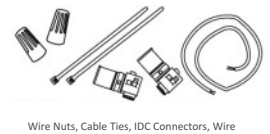


PREPARATION

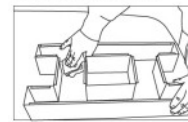
Tools Required



Supplies Required



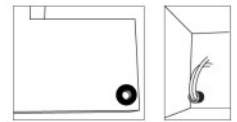
Prepare Channel Letters



1. Clean moisture, dust and oil from the inside of letter using rubbing Alcohol for best adhesion of mounting tape



2. Drill hole for power wire



3. Use bushing to protect wires from sharp edge of Channel Letter

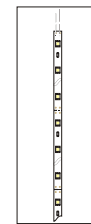
Use only white paint inside channels for better reflection

POWER SUPPLY LOADING

Output (W)	20W	30W	40W	45W	60W
Max. Strip Length*	3.5ft	5ft	7ft	7.8ft	10.5ft
Max. Recommended Extension Wire Length	15 ft 18AWG	30 ft 18AWG	50 ft 16AWG	75 ft 14AWG	100 ft 12AWG

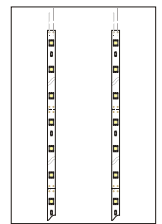
* Maximum quantity for MAXBRITE Front View Strip is based on approximately 75% of specified capacity of power supplies for extended lifespan. Equip with protective box for outdoor use and the box should have ventilating holes.

RECOMMENDED LAYOUT DENSITY



2-1/2"

One row of modules on center

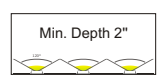


3" to 4"

Two rows of modules 3" to 4" apart place modules at about 1-1/2" from edge of letter

2" min.
5" max

Depth



Use recommended length for pitch between each strip to achieve optimum lighting output while maintaining lowest unit cost. Failure or misplacing will cause dimmed spots or uneven appearance of light on the surface. 2" minimum depth.

CAUTIONS



USE 12V DC CONSTANT VOLTAGE INPUT ONLY
DO NOT USE AC INPUT!



Not for marine/submerged installations



Do not cut or rejoin wires while product is connected with live power source.



Avoid performing installation under rain or high humidity and only install in temperatures above 50°F (10*) to allow for better mounting tape adhesion



DO NOT PERFORM ACTIONS LISTED BELOW

- ♦ Alter or modify Modules
- ♦ Touch LED lamps with sharp objects
- ♦ Put glue or silicone over the LED lamps



Maximum driver quantity per serial connection is limited to available power supply wattage, failure causes overload of current and damages to the product

Product Limited Warranty

MaxBrite LED is dedicated to providing defect-free products that will give the buyer years of trouble free operation. These products offer high design standards and are the most thoroughly tested in the industry. All MaxBrite LED products maintain very strict quality assurance standards that are essential to customer requirements.

MaxBrite LED warrants its LED products and Power Supply products to meet the performance criteria outlined in the written data sheets and specifications. These products are guaranteed to be free from defects in materials and workmanship for the warranty period stated below, as long as the MaxBrite LED products and Power Supplies are used together as a system. If any LED product or Power Supply fails to perform, as specified during the warranty period in accordance with the terms and conditions set forth herein, MaxBrite LED will replace, or at its discretion, repair free of charge, the non-performing product on a pro-rata basis.

Terms and Conditions

Usage

This limited warranty is based on reasonable indoor or outdoor usage in architectural applications for image identification, when installed and used in accordance with instructions from MaxBrite LED. Normal operating conditions are defined as 24 hour per day, 7 day per week continuous use in typical outdoor heat and humidity environmental conditions. All LED systems, to varying degrees, have some amount of light degradation over the life of the product. MaxBrite LED designs all of its LED systems to minimize this light degradation but considers this a normal part of LED technology. This limited warranty is valid only when the LED products and Power Supplies are used together for their intended use and properly installed and wired in accordance with all instructions, building codes, the latest Underwriter Laboratory Standards of Safety, National Electric Code, Canadian Standards Association, and all other domestic and international safety agencies that are recognized as having applicable safety requirements. Any use outside intended use or conditions or the conditions stated in MaxBrite LED written data sheets and instruction, or stated herein, including the use of third party dimming, flashing or other effect devices, extreme environmental conditions or any other unintended usage will void this warranty. Replacement of MaxBrite LED products or Power Supplies with any other manufacturer's components will further void this warranty. After the first 36 months, the warranty is held on a pro-rata basis. The pro-rata formula is as follows: $\frac{P \times T}{W}$

Where P = Current price, T = Remaining term in months, W = The original warranty period in months.

Examples:

An approved warranty claim is made within 12 months of purchase, with an original purchase price of \$100, and a 3 year warranty.

MaxBrite is responsible for 100% of the replacement cost since it is within 12 months of purchase.

If the same warranty claim is made with just 24 months remaining on the warranty, MaxBrite LED is responsible for $\frac{100 \times 24}{36} = \66.67 , and the buyer is responsible for the remaining \$33.33 for the replacement.

The "date of purchase" refers to the date on your sales invoice. If you cannot find your sales invoice, the date will be calculated based on the date of manufacture which is determined by your product's serial number.

Warranty Claim Assistance

Should a MaxBrite LED product fail under this warranty please contact MaxBrite LED for a Return Material Authorization number (RMA). An RMA number may be obtained by calling customer service at (408) 437-1600. Information and troubleshooting assistance is also available at this number. Once an RMA number is obtained, the product should be returned directly to MaxBrite LED or the location designated at the time the RMA was issued. Product must be returned within 15 days of RMA issuance for the RMA to remain valid. Please mark all shipping boxes and packing slips with the RMA number. MaxBrite LED, at its sole discretion, may elect to provide replacement product prior to receipt of defective material. If such product is provided, user agrees to return to MaxBrite LED the defective product within 30 days of receipt of replacement. The Customer/Purchaser is responsible for all return shipping costs. Shipping costs are non-refundable. All returned merchandise must be sent back prepaid; we will not accept CODs. Please insure the package(s) for the full amount of the merchandise you are sending back to us. MaxBrite LED is not responsible for missing packages or missing items. Defective product is to be returned to the address listed as the return address on the shipping container. Failure to return defective product within specified time will result in user being charged for replacement product and will void all further warranty claims. Should circumstances arise that preclude the remedying of warranted defects by repair or replacement, MaxBrite LED shall, at its discretion and upon receipt and verification of defective product, refund to the buyer the purchase price or portion of purchase price theretofore paid to MaxBrite LED.

Limitation of Liability

High quality lighting products is the commitment of MaxBrite LED. By returning defective products it will help us monitor and further improve our product quality. Repair or replacement of product is the sole remedy available. UNDER NO CIRCUMSTANCE SHALL MAXBRITE LED BE LIABLE FOR ANY INCIDENTAL OR CONSEQUENTIAL LOSS OR DAMAGE WHATSOEVER ARISING OUT OF, OR IN ANY WAY RELATED TO ANY DEFECT IN OR NON PERFORMANCE OF THE PRODUCTS. NO WARRANTY OF MERCHANTABILITY OR FITNESS FOR A PARTICULAR PURPOSE IS MADE OR IMPLIED. Furthermore, MaxBrite LED shall not be responsible for any other costs, including installation or field support labor or loss of profits, income or revenue. Additionally, any drawing, layout, quotation or other communication regarding suggested product type, amount or usage is for reference only and should be treated as an estimate. MaxBrite LED shall not be responsible for minimum illumination levels or other performance criteria. MaxBrite LED reserves the right to test and examine all products returned under this warranty to evaluate proper usage, determine the cause of failure, and make a determination, in its sole judgment whether the products are defective and covered by this warranty.